




Public Identity





Terms to apply:

- ★ **Stereotype:** a widely held but fixed and oversimplified image or idea of a particular type of person or thing.
- ★ **Assumption:** a thing that is accepted as true or as certain to happen, without proof.
- ★ **Bias:** prejudice in favor of or against one thing, person, or group compared with another, usually in a way considered to be unfair.
- ★ **Prejudice:** preconceived opinion that is not based on reason or actual experience.





Visual culture and media can easily push stereotypes, biases, assumptions, and prejudices.

Be critical of opinions versus facts.

Question your source.

The background is a solid teal color. There are three large, abstract, organic shapes in shades of orange and red. One is at the top center, one is on the right side, and one is at the bottom center.

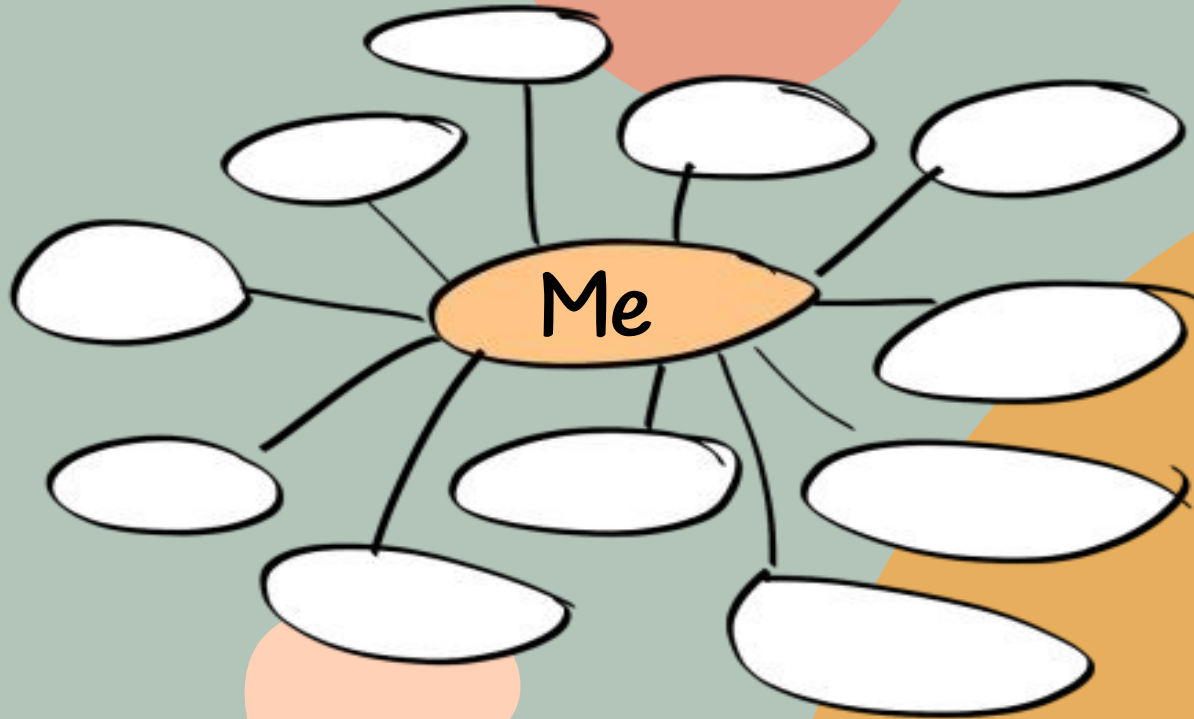
OWN YOUR NARRATIVE

Self representation matters!

Why is representation important?

- Positive representation can be helpful in increasing self-esteem for people of **marginalized** groups
- Representation can assist in reducing **stereotypes** of underrepresented groups.

Identity Mind Map



Identity source ideas

- Country
- State/Region
- Race
- Ethnicity
- Community
- Faith
- School
- Socioeconomic status
- Age group/generation
- Gender identity
- Sexuality
- Interests/Hobbies
- Sport
- Family position
- Medical diagnosis




IDENTITY ZINE



how to make an 8 PAGE ZINE

start with your
sheet of paper



• fold it in half
*hotdog
style*

• fold sheet again
*burger
style*

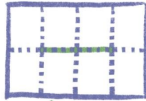


• ONE MORE FOLD

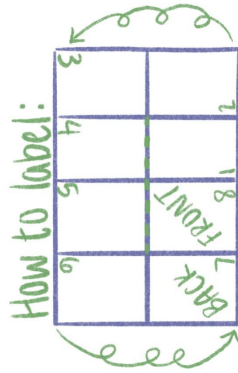


When you unfold
your paper will have
8 even rectangles.

- fold one more
burger, grab
some scissors




*the green and blue
dotted line!*



Identity Zines

Fold your mind map into a zine:



Identity Zines

- Choose **1, 2, or 3 identities** from your mind map
- Create **mixed media collages** to share your narrative about these identities you have chosen. **Must be positive!**
- Use **balance, unity,** and **variety** in your compositions.
- *Have FUN!*

Term(s) Reminder!

★ Balance

- An even distribution of the visual weight of an artwork.

★ Unity

- A force operating within a design that gives it the appearance of oneness or resolution. This ensures no single part is more important than the other.

★ Variety

- The use of several elements of design to hold the viewer's attention and to guide the viewer's eye through and around the work of art.

PEER SHARE!



- How are you using visual culture and media literacy in your constructed zine in order to own your narrative?
- What aspects of your identity did you include in your narrative?
- How did you consider stereotypes, biases, assumptions, and prejudices around your narrative in your zine?
- How are our zines a reflection of our own diverse cultures and identities?
- How are zines an effective means to share our diverse identities, perspectives, cultures, and knowledge with one another?

Standard & Objectives

8.2PE

Select materials and techniques to independently create works of art.

8.3PE

Make aesthetic decisions using the elements of art and principles of design.

8.1CO

Interpret how community context, beliefs and resources influence works of art.

8.3CO

Discover how cultural differences impact personal perceptions.

A4. 3.c

Demonstrate basic self-advocacy academically and socially.

C3. 2.c

Participate in cross-cultural activities and demonstrate respect for individuals from different social and cultural groups.

D2. 2.c

Demonstrate inclusiveness in relationship building.