

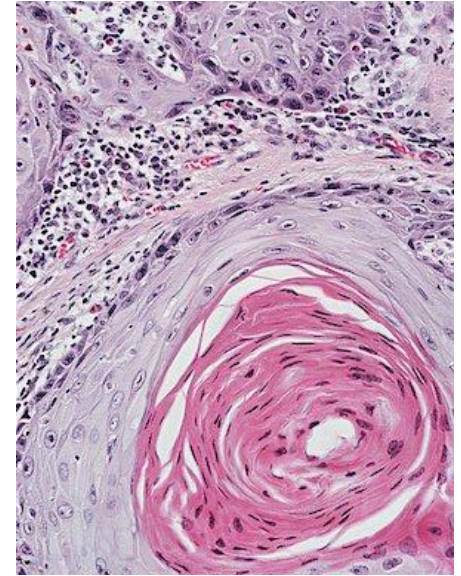
***Can science inspire art?***

**Learning through Art**


# Maria Merian



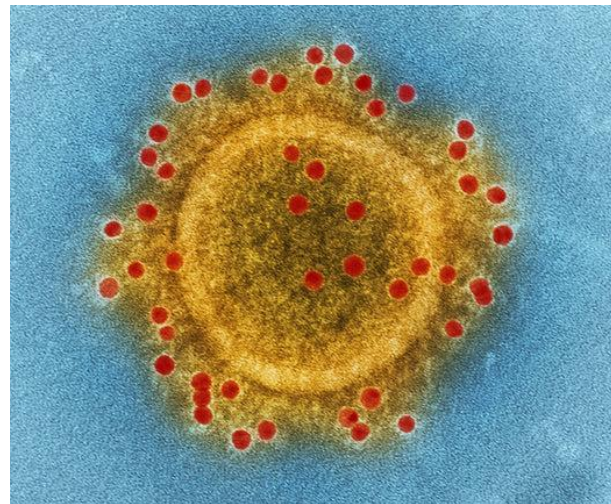
Amie Esslinger



Skin - microscopic view



Luke Jerram



Coronavirus - microscopic view

# Washed Ashore



# Robert Steven Connett



Deep sea creatures





# Michelle Stitzlein



**Can art help us learn?**

**Learning through Art**








**How do  
flowers grow?**

*¿Cómo crecen las flores?*



# Life cycle *ciclo vital*

a series of changes in the life of  
**an organism**



# Life cycle *ciclo vital*

a series of changes in the life of  
**an organism**

**Organism:** an animal, plant, or other  
life form; a living thing


# Organism?




tree



cat



shirt



rocks



phone



**What is the  
life cycle of  
a flower?**

*¿cual es el ciclo de vida de una flor?*




LET'S  
READ...



THE BOOKWORMS

# Flower life cycle


## Flor ciclo vital



1. Seed in the dirt
2. Seedling - baby plant
3. Flower - full bloom
4. Wilted flower - seeds fall to the ground







**83  
Days**

**1**

**2**

**3**

**4**

# Flower life cycle

## Flor ciclo vital




**seed**

*semilla*

# Flower life cycle

## Flor ciclo vital




**seed**

*semilla*

**seedling**

# Flower life cycle

## Flor ciclo vital



seed

semilla


seedling

flower

flor

# Flower life cycle

## Flor ciclo vital



seed

semilla

seedling

flower

flor

wilted flower

# **The art and science of clay**

**Learning through Art**

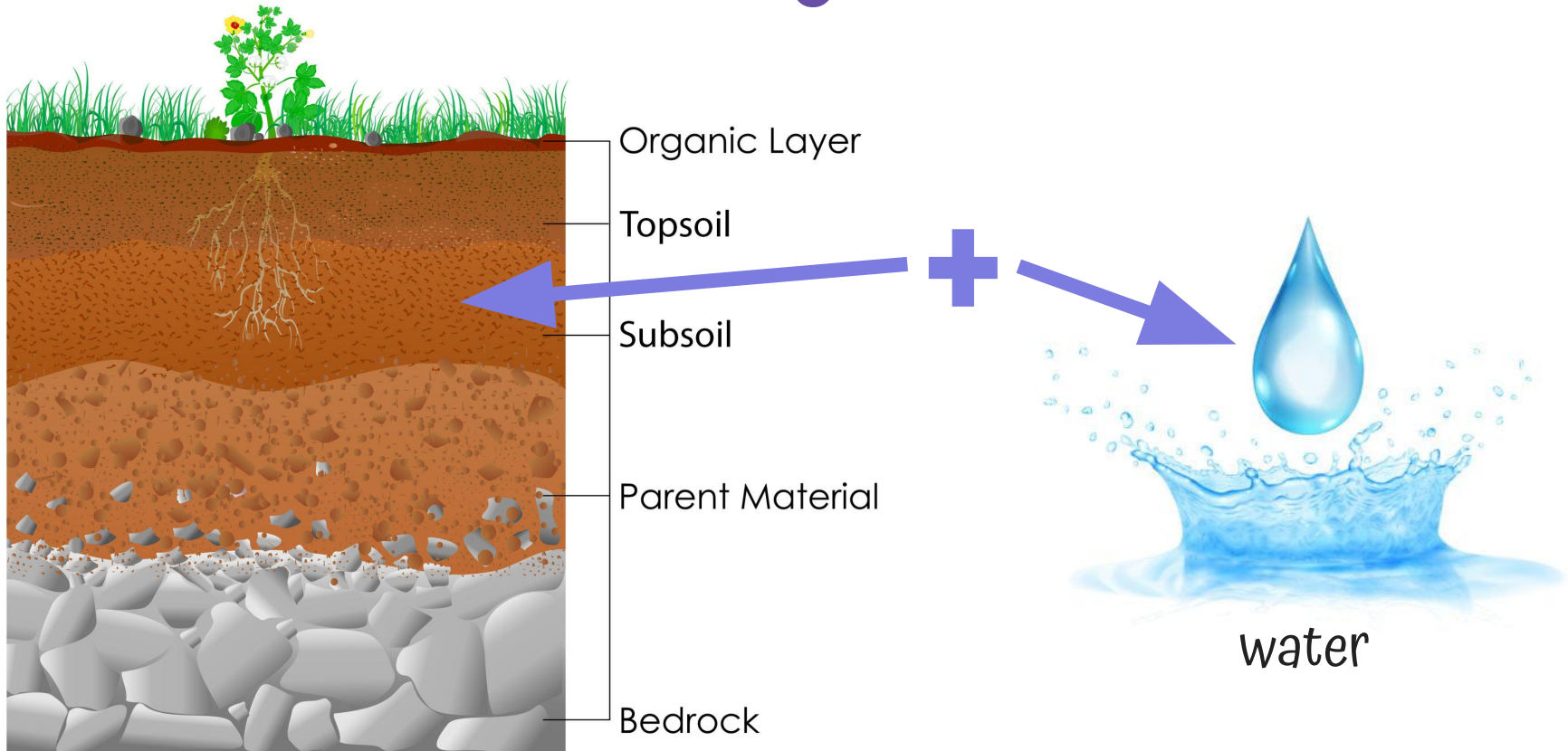




**What is  
clay?**



**¿Qué es la arcilla?**

# What is clay (arcilla)?



# Pottery (Alfarería)

Things made with clay



# Pottery (Alfarería)

Things made with clay





**How do we  
use clay?**



**¿Cómo utilizar  
arcilla?**

# How do we use clay (arcilla)?




clay



hands



tools



water

**roll**



**cut**



**smoosh**



# Cutting shapes



roll



cut



smooth



# Molding shapes



*smoosh*



*shape*


# Add texture




# Attaching



score



slip




smoosh



**What do  
flowers look  
like?**


*¿Cómo son las flores?*



# Practice:

Sketch flower ideas


Dibujar flor




# Attaching



score



slip



smoosh



**What do  
flowers look  
like?**

*¿Cómo son las flores?*



